



### Service

Like Jesus, we love and serve others unconditionally.

#### POWER TEXT

"For even the Son of Man did not come to be served, but to serve, and to give His life a ransom for many" (Mark 10:45).

#### KEY REFERENCES

- Luke 2:51, 52
- *The Desire of Ages*, chap. 7, pp. 68-74
- *The Bible Story* (1994), vol. 7, pp. 85-90
- Student lesson on page 32 of this guide

#### OUR BELIEFS

- No. 21, Stewardship
- No. 11, Growing in Christ
- No. 22, Christian Behavior

#### OBJECTIVES

##### The students will:

- **Know** that they don't have to wait to be adults to live a life of service.
- **Feel** inspired and motivated by Jesus' life of service to others, even in His youth.
- **Respond** by choosing to find ways to serve others just as Jesus did.

## Being a Blessing



Like Jesus,

we can  
serve others  
selflessly.

### The Bible Lesson at a Glance

Jesus grows up in the town of Nazareth and His life, even at a young age, is a blessing to all those who live in His town. In a beautiful commentary on the childhood of Jesus, Ellen White states that even the lives of the animals of the forest and the beasts of burden are happier in Nazareth because Jesus is there.

#### ***This is a lesson about service.***

If Jesus makes life better for the donkeys and the squirrels, how much better He makes it for the people of His town. And by using His example, think of the wonderful things we can do to serve others while we are still young. We don't have to wait to do great things!

### Teacher Enrichment

"Though clearly disclaiming sonship to Joseph, Jesus nevertheless dutifully submitted to him, as a son should be expected to submit to his father so long as he remains under the paternal roof. For 18 years before He left home Jesus realized that He was the Son of God, yet during those 18 years He remained dutiful as a son to those who were His earthly guardians. As the Son of God He might have considered Himself exempt from parental jurisdiction, but as an example to all youth He was 'obedient' to His human parents. . . .

"During these 18 years Jesus became known to His fellow townsmen as 'the carpenter' of Nazareth (Mark 6:3) and 'the carpenter's son' (Matthew 13:55).

"In personality, Jesus was known for a singular loveliness of disposition (*The Desire of Ages*, pp. 68, 254), a patience that nothing could disturb (*ibid.*, pp. 68, 69), the grace of unselfish courtesy (*ibid.*, p. 69), cheerfulness and tact (*ibid.*, pp. 73, 87), sympathy and tenderness (*ibid.*, p. 74), youthful modesty and grace (*ibid.*, p. 80). From childhood, His one purpose in life was to bless others. . . . He performed faithfully the duties of a son, brother, friend, and citizen (*ibid.*, pp. 72, 82)" (*The Seventh-day Adventist Bible Commentary*, vol. 5, pp. 711, 712).

*How is my presence in the classroom a blessing to my students? Who among my students especially needs tact and tenderness?*

# Welcome

Welcome students at the door and direct them to their seats. Ask them how their week has been. Encourage learners to study their Sabbath School lesson regularly, and use several minutes to debrief students on the previous week’s lesson.

Ask: **What was the most interesting part of the Bible story? What activity did you find the most helpful? Which activity was the most fun?** Invite students to share their experiences and/or the handiworks they created for Sabbath School during

the week. (The leader should be familiar with the previous lesson to be able to direct the discussion.) This is also a good time to have students recite the power text.  
**Have students begin the Readiness Activity of your choice.** »

## Program notes

LESSON SECTION	MINUTES	ACTIVITIES	MATERIALS NEEDED
Welcome	Ongoing	Greet students at the door. Ask about their week.	
1	10-15	A. <i>Your Serve</i>	Bibles, paper, pencils
		B. <i>Jesus’ Neighborhood</i>	Bibles, Teacher Enrichment section, paper, pencils
* Prayer & Praise	15-20	See page 27. Prayer & Praise may be used at any time during the program.	songbooks, world map, pushpins, offering plate/basket
2	15-20	Introducing the Bible Story	Bibles, white/chalkboard, markers/chalk
		Experiencing the Story	Bibles, photocopies of pp. 146, 147
		Exploring the Bible	Bibles, white/chalkboard, markers/chalk
3 Applying the Lesson	10-15	<i>No Glory</i>	photocopies of p. 148, chair, bucket of water, towels, two characters wearing shoes and socks
4 Sharing the Lesson	10-15	<i>Being a Blessing</i>	index cards, pencils
* Closing		A. Prayer and Closing Comments B. Reminder to Parents C. Coming Up Next Week	

LESSON 2

1

READINESS ACTIVITIES

Select the activity or activities that are most appropriate for your situation.

A

Your Serve

After students arrive, say: **Today we’re going to explore the idea of servanthood. To start, let’s think of ideas for serving others, such as giving someone a glass of water.** Allow students to express their ideas. Then say: **Now think of one way you’d like to serve someone in our group. You can choose the idea we’ve mentioned or come up with your own. Then find a prop to represent your idea or write your idea on a sheet of paper. For example, if your idea is to give someone a cold glass of water, get a cup of water, and bring it back here.**

(You may have those who are ready first help you with tidying the room or some other act of service.)  
When everyone has chosen a serving idea and a way to represent it, have students bring their papers and props and sit in a circle. Say: **Now fold your arms. Check which arm is on top (right or left). Find a partner who has the same arm on top as you do.**


Pause while students find partners. Then say: **Now take a moment to serve your partner with your chosen idea.**

Debriefing

After students have finished, discuss these questions together (or in pairs or small groups).  
Ask: **What were you thinking and feeling as you served your partner? What were you thinking and feeling as your partner served you? Aside from this activity, when have you served someone? What are ways we can serve the people around us?**

Say: **When we think of Jesus’ living a life of service, we often think of Him as an adult, but His childhood and youth were examples of service and of blessing others. Let’s say together our power text, Mark 10:45:**

*“For even the Son of Man did not come to be served, but to serve, and to give His life a ransom for many” (Mark 10:45).*

Today we are learning that:  
 **Like Jesus, we can serve others selflessly.**

(Adapted from *The Truth About Serving Others* [Loveland, Colo.: Group Publishing, 1998], p. 28. Used by permission.)

- YOU NEED:
- ☐ Bibles
  - ☐ paper
  - ☐ pencils

B

Jesus’ Neighborhood


Read the Teacher Enrichment section to your students. Distribute paper and pencils. Say: **Draw an imaginary map of Jesus’ neighborhood (when He was growing up), specifically marking different places and ways you can imagine that He may have served others. Add details. You may want to include a legend so that symbols are easily understood.** Let students share their maps and post them around the room.

Debriefing

Ask: **How many different ways did you illustrate that Jesus helped others? Which things that you illustrated could you do? Why do you think Jesus was such a blessing to others?**

Say: **When we think of Jesus’ living a life of service, we often think of Him as an adult, but His childhood and youth were examples of service and of blessing others. Let’s say together the power text, Mark 10:45:**

*“For even the Son of Man did not come to be served, but to serve, and to give His life a ransom for many” (Mark 10:45).*

Today we are learning that:  
 **Like Jesus, we can serve others selflessly.**

**Accommodations for students with special needs:**  
Allow students with special needs who experience difficulty drawing a map or creating a legend or with any other aspect of this activity to work with a partner who could assist them.

- YOU NEED:
- ☐ Bibles
  - ☐ Teacher Enrichment section
  - ☐ paper
  - ☐ pencils



# Prayer & Praise

## Notes

### Fellowship

Report the students' joys and sorrows (pleased and troubled) as reported to you at the door (as appropriate). If they have given you permission, share one or two special items from students' Bible study during the week. Acknowledge any birthdays, special events, or achievements. Give a special, warm greeting to all visitors.

### Suggested Songs

"Make Me a Servant" (*He Is Our Song*, no. 126)

"Take These Hands" (*He Is Our Song*, no. 127)

"We Must Wait [on the Lord]" (*He Is Our Song*, no. 129)

### Mission

Use *Adventist Mission for Youth and Adult*, (go to [www.juniorpowerpoints.org](http://www.juniorpowerpoints.org) and click on MISSION) or another mission report available to you. Using a world map, have the students identify and mark with pushpins the location of the mission story.

#### YOU NEED:

- ☐ world map .....
- ☐ pushpins .....

### Offering

Say: **Our mission is to tell the whole world the good news of the Father's lavish love. Our mission stories report about the people who still need to hear.** Point out that through the giving of offerings everyone can become personally involved in service. This particular form of service demands no special gift or talent, and it is available to all of us as a means of helping God's work to go forward.

#### YOU NEED:

- ☐ offering plate/basket .....

### Prayer

Pray for two aspects of service: (1) the request for students to become actively involved in service to others; and (2) the ongoing service projects in which they will participate.

Close with a prayer for the students' joys and sorrows, for the birthday and other special event celebrants, as well as for the visitors.

## LESSON 2

# 2

### BIBLE LESSON

#### Introducing the Bible Story

Ask: **Let's brainstorm for qualities that make a good servant. You call them out while I write them on the board.**

**Would you like to have a servant with all these qualities serve you? Today we're talking about ways that Jesus served others when He was your age. Let's think about how the words "humble," "meek," "loving," and "kind" describe how Jesus was as a young person at home in Nazareth.**

 **Like Jesus, we can serve others selflessly.**

#### YOU NEED:

- ☐ Bibles
- ☐ white/chalkboard
- ☐ markers/chalk

#### Experiencing the Story

Say the power text, Mark 10:45, aloud together. Then distribute copies of pages 146, 147, excerpts from *The Desire of Ages* account of Jesus' youth, and assign parts to various readers. After each reading, ask the following questions:

After No. 1, ask: **How would the place where Jesus lived have made it easier to serve others? How would it have made it more difficult?**

After No. 2, ask: **What do you imagine "His willing hands" found to do to serve others? What types of things can your "willing hands" find to do in your daily life at home, school, or work? What do you imagine "unselfish courtesy" meant in Jesus daily life? What could it mean in your life?**

After No. 3, ask: **What could plant and animal life teach you about ways to bless others?**

After No. 4, ask: **What burdens of your household do you bear? What do "a willing servant" and "a loving, obedient son [or daughter]" have in common? Does either phrase apply to you?**

After No. 5, ask: **How can you find the true glory and joy of life, and become a useful member of society?**

After No. 6, ask: **In what way was Christ a helper? Did you ever before think of singing as a way to serve others? In what ways do you think singing could bless others? If you don't sing, in what other ways could you bring cheer into a boring or gloomy environment?**

After No. 7, ask: **What classes of people can you serve?**

After No. 8, say: **Let's find Isaiah 42:1 and read it aloud together: "Behold! My Servant whom I uphold, My Elect One in whom My soul delights!" Just imagine, you can claim those words from God for yourself.**

**The power point reminds us that**

 **Like Jesus, we can serve others selflessly.**

#### YOU NEED:

- ☐ Bibles
- ☐ photocopies of pp. 146, 147

### Exploring the Bible

Write the following four traits of servants and list of verses for each where all can see. (These categories are found in Charles R. Swindoll's book *Improving Your Serve*.)

1. Givers (2 Corinthians 8:2-4; 9:7; Timothy 1:16-18 and 1 Peter 5:2).
2. Forgivers (Matthew 5:23, 24 and 18:21, 22).
3. Forgetters (Matthew 7:1-5; 1 Corinthians 13:5; and Philippians 3:13, 14).
4. Peacemakers (Proverbs 15:1, 18; Romans 12:18; 14:19).

Ask: **What exactly is a servant, anyway? Let's find and read the verses listed. Then we'll write out some definitions.** Let students work in small groups, individually, or all together, depending on the size of your class. When they are ready, discuss what they have found and complete the lists with definitions such as:

1. Servants give of themselves to God and to others. Servants give voluntarily, generously, and often anonymously.
2. Servants forgive others because God has forgiven them.
3. Servants refuse to get bogged down with petty problems and resentments from the past.
4. Servants make peace and build each other up. Servants are accepting, tolerant, and positive.

Ask: **How did Jesus, as a youth, portray these traits of servanthood? How can you? What could happen to your family life if you portrayed these traits in your home?**

**Let's say together the power text, Mark 10:45:**

***"For even the Son of Man did not come to be served, but to serve, and to give His life a ransom for many" (Mark 10:45).***

**Let's say together our power point,**

** Like Jesus, we can serve others selflessly.**

(Adapted from *The Truth About Serving Others, Core Belief Study Series* [Loveland, Colo.: Group Publishing, 1998], p. 31. Used by permission.)

#### Accommodation for students with special needs:

Have students with visual impairments and those with certain learning disabilities sit close to the board for this activity. Alternatively, prepare in advance for these students a handout with the list of Bible references.

#### YOU NEED:

- ☐ Bibles
- ☐ white/chalkboard
- ☐ markers/chalk

### No Glory

Have two persons perform the skit on page 148.

#### Debriefing

Ask: **What did Gloria mean by her statement that there was no glory in serving? Do you agree with her statement? Why or why not? How did the girls' actions demonstrate servanthood? Is it truly servanthood to do for someone what they can do back for you? What does this skit say about having a servant's heart? How were the people in this skit unlike the way Jesus was as a young person? Do you think He served only those who appreciated what He did? How do the power text and the power point relate to this skit?**

#### Remember:

** Like Jesus, we can serve others selflessly.**

(Adapted from *First Impressions: Unforgettable Openings for Youth Meetings* [Loveland, Colo.: Group Publishing, 1998], pp. 49, 50. Used by permission.)

#### YOU NEED:

- ☐ photocopies of p. 148
- ☐ chair
- ☐ bucket of water
- ☐ towels
- ☐ two characters wearing shoes and socks

## LESSON 2

# 4

### SHARING THE LESSON

#### Being a Blessing

Allow time for students to share with the class any experience they had during the past week serving and helping others. Ask: **Who had a chance to do some acts of kindness last week? How did you make someone feel special, cared for, and loved?** Say: **To be a servant takes a servant attitude. Think of Jesus' servant attitude as a young person. What can you do to allow God to change your attitude toward serving others?**

Take a moment to think and write down on your card what you need God to change in your life. Also write down at least three ways you can and will be a blessing to others around you.

#### Debriefing

Ask: **Who will share what they wrote?** (Encourage responses.) Say: **Please take your cards home and put them where you can be reminded to carry out your plans. Pray for opportunities to be a blessing to others and for a servant attitude like that of Jesus.**

#### Remember

 **Like Jesus, we can serve others selflessly.**



## Closing

#### Prayer and closing comments:

Say: **Dear Jesus, we want to be like You were as a young person. Please help us do our best to bless the lives of those around us. Give us opportunities to share Your love. Amen.**

#### Reminder to parents:

Say: **Check out the student Bible study guide to find Parents' Pages for your use in family worship, or however you wish to use them to spiritually guide your children. You may listen to the podcast of the lesson online at [www.juniorpowerpoints.org/podcast.php?channel=1](http://www.juniorpowerpoints.org/podcast.php?channel=1).**

#### Coming up next week:

Say: **Jesus teaches us to love our enemies. We serve by loving the unlovable.**

## Notes



## LESSON 2

# Student lesson

## Being a Blessing

*When was the last time someone thanked you? It felt good, didn't it? It probably made you smile to know that something you said or did blessed someone else.*

**B**eing a blessing to others is one of the best ways to share Jesus. Being a blessing to others is letting your light shine before others so that when they see your good deeds, they will glorify your Father in heaven. In order to be a blessing to others, though, we must be faithful with our efforts, making good use of our time, talents, skills, money, and any other possessions.

The childhood and youth of Jesus were spent in a little village called Nazareth. He could have been born into a wealthy and famous family, into a palace of royalty and power. Yet He chose to make His home in the obscure town of Nazareth. He fulfilled the promise that God would become a man and that He would be like you and me—in every way.

The Bible says, in Luke 2:51, 52, “Then He went down with them and came to Nazareth, and was subject to them. . . . And Jesus increased in wisdom and stature, and in favor with God and men.” Those words are very similar to another text found in the Old Testament about another young boy. In 1 Samuel 2:26 we read, “And the child Samuel grew in stature, and in

favor both with the LORD and men.” Isn’t it interesting that the Bible would say the same thing about two young men?

There’s more, though. The Bible says that Samuel spent the night in the tabernacle of the Lord, where the ark of God was, to make sure the lamp of God did not go out.

Jesus said: “You are the light of the world” (Matthew 5:14). So young Samuel, who grew up living in the tabernacle, specifically in charge of the seven-branched candlestick, became a “light” to Israel during his life, a powerful witness to his people, and the Lord was with him.

If this was written about young Samuel, it’s no surprise that we would find similarities between his life and the life of Jesus. Even at a young age, Samuel’s life of ministry blessed others. Similarly, Jesus’ life of ministry, even at a young age, blessed others.

Have you ever wondered what Jesus was like as a boy? Remember, the Bible says that He “was subject” to His parents and “increased in wisdom and stature” as well as “favor with God and men” (Luke 2:51, 52). While Jesus was a child, He thought, acted, and spoke as a child. Yet He lived in harmony with God. Although He was tempted and His character was tested, yet Jesus resisted temptation and was without sin. Through the guidance of His parents, Jesus learned to observe nature and comprehend the object lessons for life.

He read the Scriptures and understood their deeper meaning, astonishing those who heard Him even when He was yet a child.

Jesus’ parents depended upon their daily work for their livelihood. So He was accustomed to hard work, self-denial, and privation. While living in His parents’ humble home, He faithfully and patiently helped them by sharing in the daily responsibilities of life. He was a loving, respectful, and obedient son who willingly served others. He set an example for us by demonstrating that we are to be happy, industrious, careful, thorough, and exact in our efforts. Like Jesus, we are to manage wisely our time, money, talents, and skills.

Jesus showed Himself capable of sympathizing with anyone. An atmosphere of hope and courage surrounded Him and made Him a blessing in every home. Thus, as He grew, He increased in favor with God and with others.

Jesus is our perfect example in character and habit. In His use of time and resources, in His work habits, emotions, thoughts, skills, and service, Jesus demonstrated perfect obedience to God. His example shows us how closely we may walk with God. If you are willing to follow Jesus’ example, you too will one day hear, “And the child grew, and was in favor both with the Lord and men.”

## KEY REFERENCES


- Luke 2:51, 52
- *The Desire of Ages*, chap. 7, pp. 68-74
- *The Bible Story* (1994), vol. 7, pp. 85-90
- Our Beliefs, nos. 21, 11, 22

## POWER TEXT

"For even the Son of Man did not come to be served, but to serve, and to give His life a ransom for many" (Mark 10:45).

## POWER POINT

Like Jesus, we can serve others selflessly.



## Sabbath

**DO** Do the activity on page 19.

## Sunday

**READ** Read Luke 2:51 and this week's story, "Being a Blessing."

**REVIEW** Review the power text, Mark 10:45.

**CALL** Call your pastor, youth pastor, or Sabbath School leader and ask how you might become more actively involved in service by helping in some department or ministry of your home church.

**PRAY** Thank God for the example of Jesus' youth.

## Monday

**READ** Read Luke 2:52.

**THINK** In what ways did Jesus bless the people and animals around Him when He was a young man?

**DO** Today, do something nice for someone.

**REVIEW** Review the power text.

**PRAY** Thank God for everything He does for us each day and ask Him to help you to be a blessing to others.

## Tuesday

**READ** Read 2 Corinthians 8:2-4; 9:7.

**WRITE** In your Bible study journal,\* make a list of ways you could be a "giver" as a way of blessing others around you. Remember that giving does not have to be money.

**REVIEW** Review the power text.

**PRAY** Ask God to impress you about which way of giving you can put into practice right away.

## Wednesday

**READ** Read John 13:1-17.

**EXPLAIN** In a single sentence, explain in your own words the lesson that Jesus, the adult, was teaching the disciples by washing their feet.

**COMPARE** Which of the acts of blessing and service that Jesus did as a young man might you be able to compare to the foot washing He did as an adult?

**SERVE** Do something to serve others today.

**REVIEW** Review the power text.

**PRAY** Ask God for the courage to serve in any situation.

## Thursday

**READ** Read Matthew 5:23, 24 and 18:21, 22.

**THINK** How could a forgiving spirit on your part be a blessing to your parents?

**WRITE** In your Bible study journal, write about how a forgiving spirit can be a blessing to others.

**REVIEW** Review the power text.

**PRAY** Ask God to help you grow in wisdom, in stature, and in favor with Him and those around you.

## Friday

**READ** Read Proverbs 15:1, 18; Romans 12:18; and 14:19.

**CREATE** Using whatever materials you wish (clay, plaster, wire hangers, papier-mâché, etc.), sculpt an object that for you best illustrates Christian service and being a blessing to others.

**SING** Sing your favorite praise song for worship tonight with your family.

**SAY** Repeat the power text by memory.

**PRAY** Pray together, asking God to enable your family to be a blessing to those around you.

\*NOTE Your Bible study journal is found at the back of your Bible study guide. If you need additional space, use a notebook or open a file on your computer. Writing out your thoughts when you study the Bible helps you remember what you learned from God's Word.