

# Color The Flag



## COLOMBIA

### DIRECTIONS:

Color the large stripe at the top yellow. Color the middle stripe blue. Color the bottom stripe red.




## COSTA RICA

### DIRECTIONS:

Color the top and bottom stripes blue. Color the wide middle stripe red. Leave the rest white.


# Color The Flag



## DOMINICA

### DIRECTIONS:

Color the four corners green. Starting at the top, color the stripes going across the flag yellow, black, and white. Starting at the left, color the stripes going up and down yellow, black, and white. Color the circle in the middle red and the stars green. Color the parrot's head and stomach blue. Color its wings and legs green. Color the branch yellow. Leave its eyes, beak, and feet white.



## TRINIDAD

### DIRECTIONS:

Color the middle stripe black but leave the narrow stripes on either side white. Color the rest of the flag red.

# Make a Craft

## HANDPRINT PARROTS

All the countries we are featuring from the Inter-American Division in this issue are home to many species of parrots.

To make a colorful paper parrot for yourself:

### YOU WILL NEED:

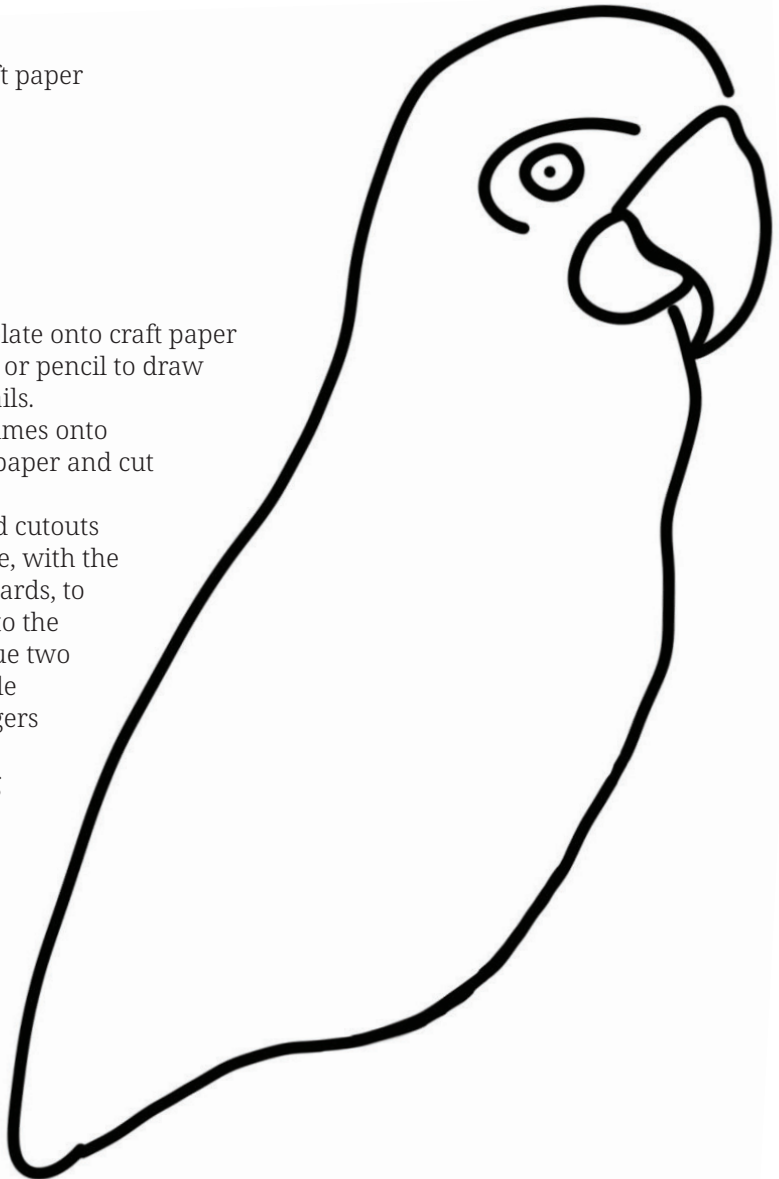
- Different colors of craft paper
- A pen or pencil
- Scissors
- Glue
- This parrot template

### INSTRUCTIONS:

Trace the parrot template onto craft paper and cut it out. Use a pen or pencil to draw in the eye and beak details.

Trace your hand six times onto different colors of craft paper and cut them out.

Glue three of the hand cutouts together in a vertical line, with the fingers pointing downwards, to make the tail. Glue it onto the bottom of the parrot. Glue two more hand cutouts a little further up the body, fingers pointing toward the tail and slightly overlapping it. Glue one more hand cutout a little above and overlapping, but pointing towards the back of the parrot for its wing.



# Let's Cook!

COLOMBIA

## WATERMELON POPSICLES (PALETAS DE SANDIA O PATILLA)

### INGREDIENTS:

10 cups fresh watermelon chunks (seeds removed)  
2 tablespoons water  
1 can sweetened condensed milk  
Popsicle molds or small cups and wooden popsicle sticks

### INSTRUCTIONS:

In a blender, combine the watermelon and water and blend just until the watermelon has broken down. Add the condensed milk and blend until smooth.

Pour the mixture into the molds. If using cups, you'll need to insert wooden popsicle sticks.

Freeze for about four hours, or until firm.



BigStockPhoto.com

# Let's Play a Game!

## THE CARIBBEAN DANDY SHANDY

Dandy Shandy is a ball game played in the Caribbean. It is similar to dodge ball, consisting of three or more players.

The game should be played outdoors in an open area, preferably on a grass field, but can be played indoors with a very soft ball.

Two pitchers stand on either end and throw the ball, trying to hit the players

who are standing in the middle. The middle players have to run, duck, and jump to dodge the ball.

Traditionally, the game is played during lunchbreaks at school, and the "ball" is a paper juice box stuffed full of paper or other juice boxes, and the four corners rounded off. It made quite a hard ball, so there was extra incentive to dodge it!